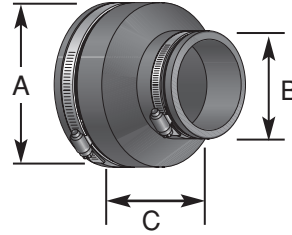


NDS FLEXIBLE COUPLING SIZING CHART

- All dimensions given in inches and mm.
- Couplings available to connect 1-1/4" to 15" pipe.
- 300 Series stainless steel clamps supplied with all couplings.
- All couplings will fit any pipe type within +/- 5% OD on chart
- * Denotes couplings supplied with reducer.



Clay to Clay

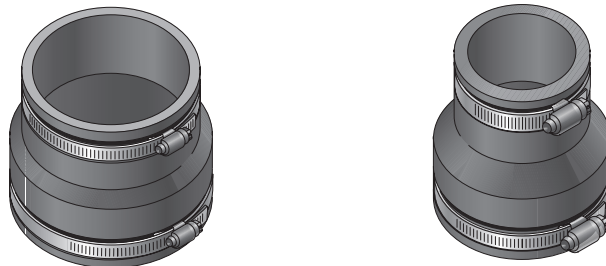
Part Number	A		B		C		Pkg. Qty.	Weight	Product Class
	Inches	mm	Inches	mm	Inches	mm			
01-44	5.25	133	5.25	133	4.00	101	18	1.27	45CO
01-55	USE PART NO. 56-66								
01-66	7.52	191	7.52	191	6.00	152	12	2.33	45CO
01-88	9.65	245	9.65	245	6.00	152	9	3.11	45CO

Clay to Cast Iron or Plastic

Part Number	A		B		C		Pkg. Qty.	Weight	Product Class
	Inches	mm	Inches	mm	Inches	mm			
02-43	5.25	133	3.38	85	4.00	101	36	1.25	45CO
02-E44	5.25	133	4.38	111	4.00	101	24	1.45	45CO
02-44	5.25	133	4.38	111	4.00	101	24	1.04	45CO
02-E46	5.25	133	6.38	162	6.00	152	9	2.11	45CO
02-55	USE PART NO. 56-65								
02-E64	7.38	187	4.38	111	6.00	152	9	2.44	45CO
02-64	7.38	187	4.38	111	6.00	152	12	2.50	45CO
02-E66	7.38	187	6.38	162	6.00	152	12	2.38	45CO
02-66	7.38	187	6.38	162	6.00	152	18	2.38	45CO
02-86	9.65	245	6.38	162	6.00	152	8	3.12	45CO
02-88	9.65	245	8.50	215	6.00	152	6	3.16	45CO
02-1010	11.80	299	10.60	269	6.00	152	3	4.00	45CO
02-1212	14.38	365	12.60	320	6.00	152	5	5.20	45CO
02-1515	17.85	453	15.40	391	6.00	152	5	6.00	45CO

Concrete to Cast Iron or Plastic

Part Number	A		B		C		Pkg. Qty.	Weight	Product Class
	Inches	mm	Inches	mm	Inches	mm			
06-44	5.62	142	4.38	111	4.00	101	18	1.66	45CO
06-44W	5.62	142	4.38	111	4.00	101	18	1.67	45CO
06-64	7.80	198	4.38	111	6.00	152	12	2.41	45CO
06-66	7.80	198	6.38	162	6.00	152	12	2.58	45CO
06-88	10.25	260	8.50	215	6.00	152	6	3.33	45CO



Note: All dimensions are nominal. All weights are for shipping purposes only. Availability is subject to change.

NDS FLEXIBLE COUPLING SIZING CHART

Asbestos Cement, Fibre, or Ductile Iron to Cast Iron or Plastic

Part Number	A		B		C		Pkg. Qty.	Weight	Product Class
	Inches	mm	Inches	mm	Inches	mm			
51-44	4.75	120	4.38	111	4.00	101	24	1.08	45CO
51-66	7.00	177	6.38	162	6.00	152	15	2.73	45CO

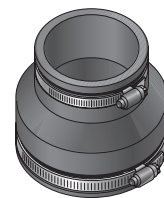
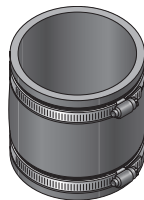
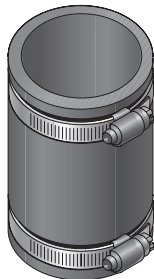
Asbestos Cement, Fibre, or Ductile Iron to Asbestos Cement, Fibre, or Ductile Iron

Part Number	A		B		C		Pkg. Qty.	Weight	Product Class
	Inches	mm	Inches	mm	Inches	mm			
55-44	4.75	120	4.75	120	6.00	152	14	1.57	45CO

Cast Iron, Plastic, Copper, Steel, or Lead to Cast Iron, Plastic, Copper, Steel or Lead

Part Number	A		B		C		Pkg. Qty.	Weight	Product Class	
	Inches	mm	Inches	mm	Inches	mm				
56-125	1.65	40	1.65	40	4.00	101	90	0.36	45CO	
56-150/125	1.90	48	1.65	40	4.00	101	75	0.41	45CO	
56-150	1.90	48	1.90	48	4.00	101	75	0.41	45CO	
56-2150	2.40	60	1.90	48	4.00	101	54	0.51	45CO	
56-22	2.40	60	2.40	60	4.00	101	54	0.50	45CO	
56-32	3.38	85	2.40	60	4.00	101	45	0.71	45CO	
56-33	3.38	85	3.38	85	4.00	101	45	0.75	45CO	
56-33W	3.38	85	3.38	85	4.00	101	45	0.76	45CO	
56-42	4.38	111	2.40	60	4.00	101	30	0.93	45CO	
56-E43	4.38	111	3.38	85	4.00	101	24	1.37	45CO	
56-43	4.38	111	3.38	85	4.00	101	25	1.08	45CO	
56-43W	4.38	111	3.38	85	4.00	101	25	0.83	45CO	
56-44	4.42	112	4.42	112	4.00	101	24	1.66	45CO	
56-44W	4.42	112	4.42	112	4.00	101	24	1.17	45CO	
56-54	USE PART NO. 06-44									
56-55	5.62	142	5.62	142	4.00	101	18	1.38	45CO	
56-63	6.38	162	3.38	85	6.00	152	12	1.67	45CO	
56-E64	6.38	162	4.38	111	6.00	152	10	2.20	45CO	
56-64	6.38	162	4.38	111	6.00	152	12	2.16	45CO	
56-65	6.38	162	5.62	142	6.00	152	18	1.66	45CO	
56-66	6.38	162	6.38	162	6.00	152	15	2.13	45CO	
* 56-84	8.50	215	4.38	111	6.00	152	12	5.00	45CO	
56-E86	8.50	215	6.38	162	6.00	152	6	3.16	45CO	
56-86	8.50	215	6.38	162	6.00	152	8	3.37	45CO	
56-88	8.50	215	8.50	215	6.00	152	12	3.50	45CO	
* 56-108	10.60	269	8.50	215	6.00	152	2	6.00	45CO	
56-1010	10.60	269	10.60	269	7.00	178	2	6.00	45CO	
56-1212	12.83	326	12.83	326	6.00	152	3	5.00	45CO	
56-1515	15.40	391	15.40	391	6.00	152	3	9.00	45CO	

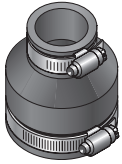
*Denotes coupling supplied with reducer.



NDS FLEXIBLE COUPLING SIZING CHART

Drain and Trap Connectors

NDS Drain & Trap Connectors are ideal for new installation, alterations and repairs. These Connectors offer a quick, low-cost alternative to gluing or soldering and eliminate the need for special tools or threading. Simply place the ends over the pipes and tighten the stainless steel clamps.



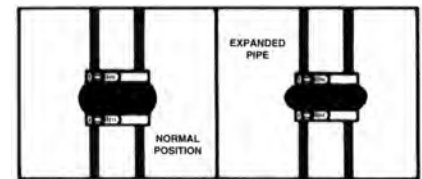
Part No.	Description	Color	Pkg. Qty.	Wt. Ea. (lbs.)	Product Class
57-125	1 1/4" or 1 1/2" Drain Piping x 1 1/4" or 1 1/2" Drain Piping	Black	180	0.17	45CO
57-125/125	1 1/4" DWV or 1 1/2" Copper x 1 1/4" or 1 1/2" Drain Piping	Black	140	0.22	45CO
57-150/125	1 1/2" DWV or 1 1/2" Copper x 1 1/4" or 1 1/2" Drain Piping	Black	120	0.25	45CO
57-2150	2" DWV x 1 1/4" or 1 1/2" Drain Piping	Black	140	0.27	45CO

Large Diameter Couplings

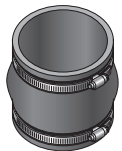
Large Diameter couplings are available through NDS. The large couplings are engineered for use with all the common pipe material: clay, concrete, cast iron, plastic, fiberglass, ductile iron, and asbestos/cement. When ordering please remember to provide the exact O.D. size in inches for both pipes. A difference of 6" between the two pipe O.D. sizes cannot be made. Please call for details 1-800-726-1994.

Expansion Joints

NDS flexible expansion joints have a one-piece design which allows for the thermal contraction and expansion of drain, waste and vent. These couplings are maintenance free and rust-proof. They are secured by series 300 stainless steel clamps. NDS expansion joints are made of tough elastomeric polyvinyl chloride (PVC). They are strong and resilient. Available in 2" and 3" sizes.



Part No.	Description	Color	Pkg. Qty.	Wt. Ea. (lbs.)	Product Class
XJ2	2" Expansion Joints	Black	36	0.53	45CO
XJ3	3" Expansion Joints	Black	24	0.67	45CO



Clamps for Flexible Couplings

Part No.	CLAMP MIN & MAX DIAMETERS & OVERALL LENGTH				Color	Weight	PkgQty	Product Class
	MAX DIA.	MIN DIA	LENGTH					
33H020 CLAMP	1.75"	.75"	6-1/2"		Stainless Steel	0.05	500	45CO
33H032 CLAMP	2.50"	1.00"	8-3/4"		Stainless Steel	0.05	400	45CO
33H040 CLAMP	3.00"	2.06"	10-3/8"		Stainless Steel	0.05	400	45CO
33H056 CLAMP	4.00"	1.00"	13-1/2"		Stainless Steel	0.10	300	45CO
33H080 CLAMP	5.50"	2.57"	18-1/4"		Stainless Steel	0.10	200	45CO
33H088 CLAMP	6.00"	2.00"	19-3/4"		Stainless Steel	0.10	200	45CO
33H104 CLAMP	7.00"	2.00"	23"		Stainless Steel	0.10	100	45CO
33H116 CLAMP	7.75"	1.75"	25"		Stainless Steel	0.10	100	45CO
33H132 CLAMP	8.75"	6.75"	28-3/4"		Stainless Steel	0.15	100	45CO
33H152 CLAMP	10.00"	4.00"	32-3/8"		Stainless Steel	0.15	100	45CO
33H164 CLAMP	10.75"	1.75"	34-5/8"		Stainless Steel	0.15	100	45CO
33H188 CLAMP	12.25"	6.25"	39-1/2"		Stainless Steel	0.15	100	45CO
33H212 CLAMP	13.75"	11.75"	44"		Stainless Steel	0.20	100	45CO
33H250 CLAMP	12.62"	8.75"	40-1/2"		Stainless Steel	0.25	100	45CO
33S248 CLAMP	16"	3.625"	51-1/2"		Stainless Steel	0.25	100	45FS

Note: All dimensions are nominal. All weights are for shipping purposes only. Price (U.S. Dollars) and availability are subject to change.