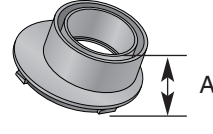
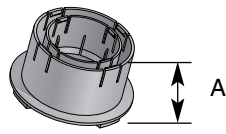
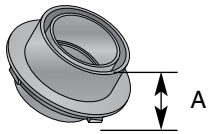


## NDS Catch Basin Universal Outlets



**Dimension Key**

A	Height
B	Weight

Part Number	A	B
1242	3 3/4	0.74
1243	2 1/4	0.7
1245	2 1/4	0.55
1266	2 15/16	0.75
1888	3	1.25
1889	2	0.8
2410	3	5.5
1206	5/8	0.35

